

Enjoy the book
and the activities
with your child
together



Read the title on the cover of the book and point to each word.

While reading the book out loud: ask questions about each page.

Let's sing together

When ducks get up in the morning

When ducks get up
in the morning
They always say
"good day."

"Quack, quack.
Quack, quack."
That is what they say.

When ducks get up
in the morning
They always say
"good day."

"Quack, quack.
Quack, quack."
That is what they say.

Quack, quack.

REPEAT, USING DIFFERENT ANIMALS

Let's snack together



Let's play together

Five little ducks went swimming

Five little ducks went out one day
Over the hill and far away.
Mother duck said:
"Quack, quack, quack, quack."
But only four little ducks came back.


Four little ducks went out one day
Over the hill and far away.
Mother duck said:
"Quack, quack, quack, quack."
But only three little ducks came back.

Three little ducks went out one day
Over the hill and far away.
Mother duck said:
"Quack, quack, quack, quack."
But only two little ducks came back.

Two little ducks went out one day
Over the hill and far away.
Mother duck said:
"Quack, quack, quack, quack."
But only one little duck came back.

One little duck went out one day
Over the hill and far away.
Mother duck said:
"Quack, quack, quack, quack."
But no little duck came back.





Enjoy the book
and the activities
with your child
together



Read the title on the cover of the book and point to each word.

While reading the book out loud: ask questions about each page.

Let's sing together

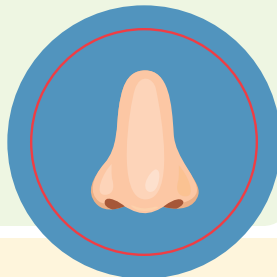
Where are baby's tiny ears?

SING TO THE TUNE OF
"MARY HAD A LITTLE LAMB."

Where is baby's tiny ears,
Tiny ears, tiny ears?

Where is baby's tiny ears?
Here they are!

REPEAT USING A DIFFERENT PART OF YOUR
CHILD'S BODY (EX. FINGERS, CHEEKS, AND KNEES)



Let's craft together

Use in home items to make music instruments



Let's play together

Body Parts



CLAP AND RECITE POEM,
USE YOUR CHILD'S NAME FOR [BABY]


These are [BABY's] fingers.

These are [BABY's] toes.

This is [BABY's] belly button.

Round and round it goes.





Enjoy the book
and the activities
with your child
together



Read the title on the cover of the book and point to each word.

While reading the book out loud: ask questions about each page.

Let's play together

USE TOY DIGGERS TO PLAY WITH IN SAND, RICE OR MUD.

POUR SOME PAINT OUT INTO FLAT TRAYS AND USE THE WHEELS OF A TOY DIGGER TO PAINT WITH.



Let's sing together

Dump Truck

SING TO THE TUNE "TWINKLE, TWINKLE LITTLE STAR"

See the dump truck
drive so slow,

It must have a great big load!

Full of dirt or maybe rocks,

Working hard it never stops.

See the dump truck
drive so slow,

It must have a great big load!

Hooray!

Let's (finger) play together

Five Big Dump Trucks

Five big dump trucks rolling down the road.
(HOLD OUT FIVE FINGERS, ROLL HANDS, AND BOUNCE IN PLACE)


One pulls off to unload
(PUT DOWN ONE FINGER)

Four big dump trucks rolling down the road.
(HOLD OUT FOUR FINGERS, ROLL HANDS, AND BOUNCE IN PLACE)

CONTINUE COUNTING DOWN.

Three big dump trucks...
Two big dump trucks...
One big dump trucks...
No more dump trucks rolling down the road.





Enjoy the book
and the activities
with your child
together



Read the title on the cover of the book and point to each word.

While reading the book out loud: ask questions about each page.

Let's (finger-) play together

5 Green and Speckled Frogs

Five green and speckled frogs
Sitting on a speckled log
Eating the most delicious bugs.
Yum, yum!

yum, yum!

One jumped into the pool
Where it was nice and cool
Now there are four green speckled frogs
KERR-UP!

KERR-UP!

CONTINUE COUNTING DOWN
UNTIL NO MORE FROGS LEFT.



Let's sing together

If You're Hoppy
and You Know It

If you're hoppy and you know it, give a jump!

If you're hoppy and you know it, give a jump!

If you're hoppy and you know it.

Then you really wanna show it.

If you're hoppy and you know it, give a jump!

Let's jump together

HOLD UP A GREEN ITEM
- FOR YOUR CHILD TO JUMP.

HOLD UP RED ITEM
- FOR CHILD TO STOP.

